

# Iraq Stock Exchange

Bulletin No (42)



سوق العراق للأوراق المالية  
IRAQ STOCK EXCHANGE

## ISX Trading Indices of Wednesday 4/3/2026

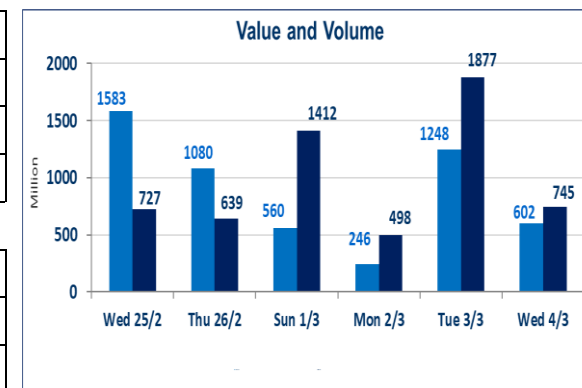
|                       |             |
|-----------------------|-------------|
| Traded Volume and OTC | 602,987,189 |
|-----------------------|-------------|

|                      |             |
|----------------------|-------------|
| Traded Value and OTC | 745,291,478 |
|----------------------|-------------|

|         |     |
|---------|-----|
| Traders | 924 |
|---------|-----|

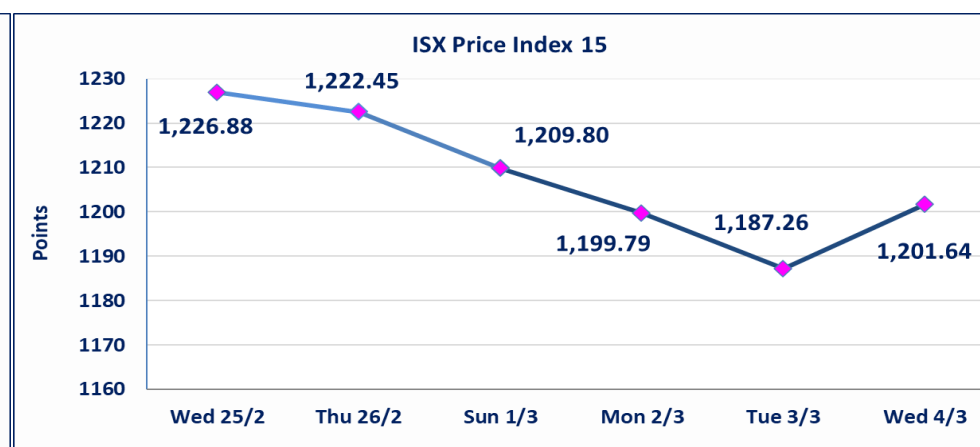
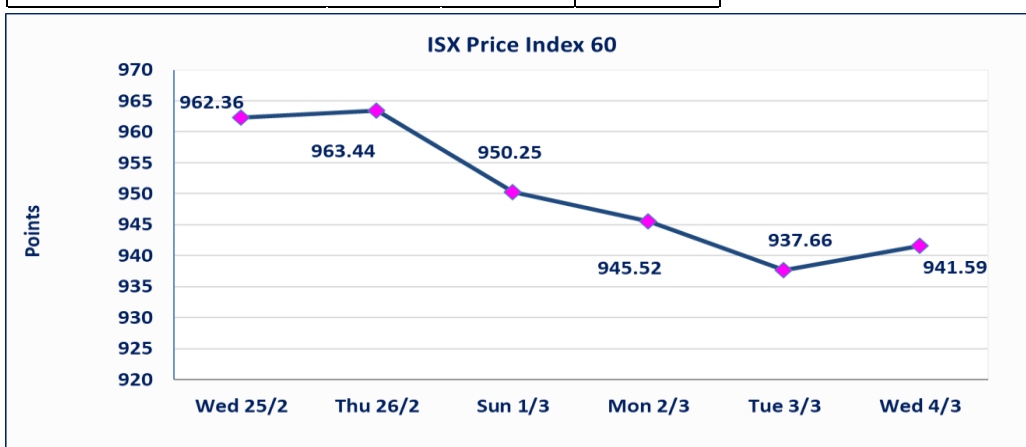
|                      |        |
|----------------------|--------|
| ISX Index 60         | 941.59 |
| Previous ISX Index60 | 937.66 |
| Change %             | 0.42   |
| Change               | 3.93   |

|                      |         |
|----------------------|---------|
| ISX Index 15         | 1201.64 |
| Previous ISX Index15 | 1187.26 |
| Change %             | 1.21    |
| Change               | 14.38   |



|                         |     |     |    |
|-------------------------|-----|-----|----|
| Listed Companies        | 104 | OTC | 14 |
| Traded Listed Companies | 56  | OTC | 2  |
| GAM Companies           | 0   |     |    |
| Suspended Companies     | 10  |     |    |

|                   |    |     |    |
|-------------------|----|-----|----|
| Non Traded listed | 38 | OTC | 12 |
| Higher Companies  | 14 |     |    |
| Lower Companies   | 16 |     |    |



## ISX top gaining and losing companies

Wednesday 4/3/2026

### Gainers

| Company Name                    | Closing Price | Change (%) | Traded Volume |
|---------------------------------|---------------|------------|---------------|
| Al-Hilal Industries             | 1.520         | 4.83       | 674,209       |
| Kharkh Tour Amuzement City      | 4.190         | 4.75       | 1,072,997     |
| Iraqi Carton Manufactories      | 2.470         | 4.22       | 1,334,175     |
| Al-Kindi of Veterinary Vaccines | 2.500         | 4.17       | 10,000        |
| Gulf Commercial Bank            | 0.320         | 3.23       | 148,775,238   |

### Losers

| Company Name                      | Closing Price | Change (%) | Traded Volume |
|-----------------------------------|---------------|------------|---------------|
| Mosul Bank For Investment         | 0.120         | -7.69      | 2,500,000     |
| Baghdad for Packing Materials     | 2.850         | -5.00      | 200,000       |
| Al-Ahlyia agricultural production | 2.910         | -4.59      | 20,813        |
| Modern Construction Materials     | 1.040         | -4.59      | 503,033       |
| Economy Bank                      | 0.210         | -4.55      | 480,000       |

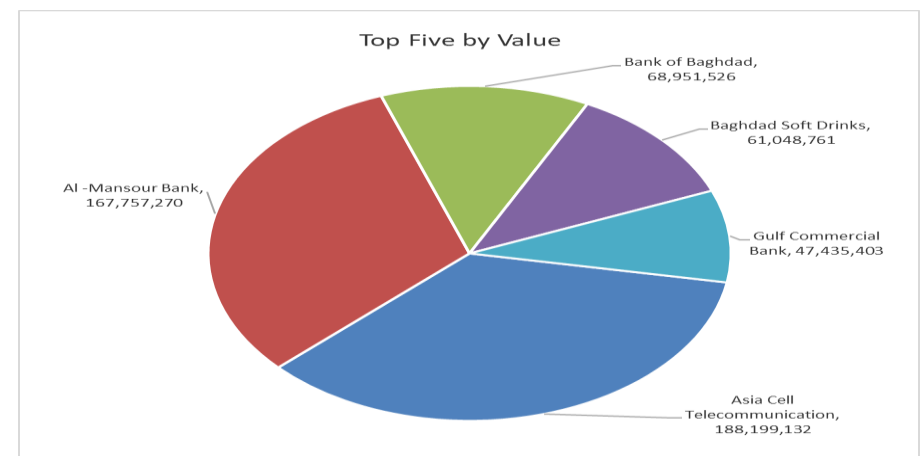
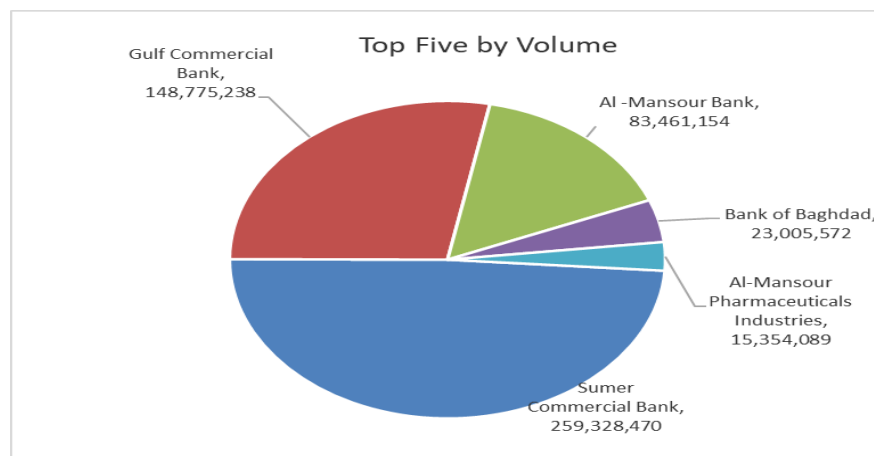
### The most active companies in term of traded volume and value

#### Traded Volume

| Company Name                    | Closing Price | Change (%) | Traded Volume |
|---------------------------------|---------------|------------|---------------|
| Sumer Commercial Bank           | 0.140         | 0.00       | 259,328,470   |
| Gulf Commercial Bank            | 0.320         | 3.23       | 148,775,238   |
| Al -Mansour Bank                | 2.030         | 0.50       | 83,461,154    |
| Bank of Baghdad                 | 3.000         | 1.01       | 23,005,572    |
| Al-Mansour Pharmaceuticals Indu | 2.000         | 0.00       | 15,354,089    |

#### Traded Value

| Company Name                | Closing Price | Change (%) | Traded Value |
|-----------------------------|---------------|------------|--------------|
| Asia Cell Telecommunication | 14.450        | 2.48       | 188,199,132  |
| Al -Mansour Bank            | 2.030         | 0.50       | 167,757,270  |
| Bank of Baghdad             | 3.000         | 1.01       | 68,951,526   |
| Baghdad Soft Drinks         | 5.620         | -0.35      | 61,048,761   |
| Gulf Commercial Bank        | 0.320         | 3.23       | 47,435,403   |



## Regular Market Bulletin No (42)



| Company Name                             | Code | opening Price | highest price | lowest price | Average price | Prev Average price | Closing Price | prev closing price | change (%) | No.of Trades | Traded Volume      | Traded Value       |
|--|------|---------------|---------------|--------------|---------------|--------------------|---------------|--------------------|------------|--------------|--------------------|--------------------|
| <b>Banks Sector</b>                      |      |               |               |              |               |                    |               |                    |            |              |                    |                    |
| Ashur International Bank                 | BASH | 0.230         | 0.230         | 0.220        | 0.220         | 0.230              | 0.220         | 0.230              | -4.35      | 2            | 250,000            | 55,086             |
| Bank of Baghdad                          | BBOB | 2.970         | 3.010         | 2.970        | 3.000         | 3.000              | 3.000         | 2.970              | 1.01       | 61           | 23,005,572         | 68,951,526         |
| Commercial Islamic Bank of Iraq          | BCOI | 0.650         | 0.660         | 0.640        | 0.640         | 0.650              | 0.660         | 0.650              | 1.54       | 9            | 2,860,100          | 1,837,451          |
| Economy Bank                             | BEFI | 0.210         | 0.210         | 0.210        | 0.210         | 0.220              | 0.210         | 0.220              | -4.55      | 1            | 480,000            | 100,800            |
| Elaf Islamic Bank                        | BELF | 0.260         | 0.260         | 0.260        | 0.260         | 0.260              | 0.260         | 0.260              | 0.00       | 2            | 8,646              | 2,248              |
| Gulf Commercial Bank                     | BGUC | 0.310         | 0.320         | 0.310        | 0.320         | 0.300              | 0.320         | 0.310              | 3.23       | 53           | 148,775,238        | 47,435,403         |
| Investment Bank of Iraq                  | BIBI | 0.210         | 0.210         | 0.210        | 0.210         | 0.210              | 0.210         | 0.210              | 0.00       | 2            | 300,000            | 63,000             |
| Iraqi Islamic Bank                       | BIIB | 0.980         | 0.980         | 0.970        | 0.970         | 0.980              | 0.980         | 0.980              | 0.00       | 7            | 382,877            | 372,233            |
| Middle East Bank                         | BIME | 0.070         | 0.070         | 0.070        | 0.070         | 0.070              | 0.070         | 0.070              | 0.00       | 1            | 1,000              | 70                 |
| Kurdistan International Bank             | BKUI | 1.100         | 1.100         | 1.100        | 1.100         | 1.110              | 1.100         | 1.110              | -0.90      | 4            | 50,000             | 55,000             |
| Mosul Bank For Investment                | BMFI | 0.120         | 0.120         | 0.120        | 0.120         | 0.130              | 0.120         | 0.130              | -7.69      | 3            | 2,500,000          | 300,000            |
| Al -Mansour Bank                         | BMNS | 2.020         | 2.030         | 2.000        | 2.010         | 2.010              | 2.030         | 2.020              | 0.50       | 93           | 83,461,154         | 167,757,270        |
| National Bank of Iraq                    | BNOI | 4.680         | 4.800         | 4.680        | 4.710         | 4.630              | 4.700         | 4.680              | 0.43       | 30           | 6,962,141          | 32,762,120         |
| Al-Taif Islamic Bank                     | BTIB | 0.690         | 0.690         | 0.690        | 0.690         | 0.700              | 0.690         | 0.700              | -1.43      | 3            | 312,575            | 215,677            |
| United Bank                              | BUND | 0.050         | 0.050         | 0.050        | 0.050         | 0.050              | 0.050         | 0.050              | 0.00       | 12           | 39,761             | 1,988              |
| <b>Total of Banks Sector</b>             |      |               |               |              |               |                    |               |                    |            | <b>283</b>   | <b>269,389,064</b> | <b>319,909,872</b> |
| <b>Telecommunication Sector</b>          |      |               |               |              |               |                    |               |                    |            |              |                    |                    |
| Asia Cell Telecommunication              | TASC | 14.110        | 14.450        | 14.110       | 14.240        | 14.030             | 14.450        | 14.100             | 2.48       | 165          | 13,216,413         | 188,199,132        |
| Al-Khatam Telecom                        | TZNI | 3.360         | 3.500         | 3.360        | 3.410         | 3.360              | 3.430         | 3.360              | 2.08       | 16           | 471,928            | 1,610,835          |
| <b>Total of Telecommunication Sector</b> |      |               |               |              |               |                    |               |                    |            | <b>181</b>   | <b>13,688,341</b>  | <b>189,809,967</b> |
| <b>Insurance Sector</b>                  |      |               |               |              |               |                    |               |                    |            |              |                    |                    |
| Al-Ameen for Insurance                   | NAME | 0.910         | 0.910         | 0.900        | 0.910         | 0.910              | 0.910         | 0.910              | 0.00       | 6            | 1,449,134          | 1,318,642          |
| Dar Al-Salam for Insurance               | NDSA | 0.700         | 0.700         | 0.700        | 0.700         | 0.700              | 0.700         | 0.700              | 0.00       | 4            | 200,000            | 140,000            |
| Gulf Insurance                           | NGIR | 0.430         | 0.430         | 0.430        | 0.430         | 0.450              | 0.430         | 0.450              | -4.44      | 1            | 6,000              | 2,580              |
| <b>Total of Insurance Sector</b>         |      |               |               |              |               |                    |               |                    |            | <b>11</b>    | <b>1,655,134</b>   | <b>1,461,222</b>   |
| <b>Service Sector</b>                    |      |               |               |              |               |                    |               |                    |            |              |                    |                    |
| Baghdad -Iraq Transportation             | SBPT | 21.000        | 22.050        | 20.750       | 21.230        | 20.480             | 21.000        | 21.000             | 0.00       | 42           | 1,148,167          | 24,370,544         |
| Kharkh Tour Amuzement City               | SKTA | 4.000         | 4.190         | 4.000        | 4.000         | 4.000              | 4.190         | 4.000              | 4.75       | 45           | 1,072,997          | 4,292,358          |
| Al-Mosul for funfairs                    | SMOF | 6.690         | 6.690         | 6.690        | 6.690         | 6.910              | 6.690         | 6.690              | 0.00       | 1            | 1,853,266          | 12,398,350         |
| Mamoura Realestate                       | SMRI | 3.100         | 3.100         | 3.090        | 3.090         | 3.100              | 3.090         | 3.100              | -0.32      | 5            | 111,025            | 343,078            |
| AL-Nukhba for Construction               | SNUC | 0.770         | 0.770         | 0.770        | 0.770         | 0.710              | 0.770         | 0.770              | 0.00       | 1            | 110                | 85                 |
| Rehab Karbalaa                           | HKAR | 0.680         | 0.680         | 0.680        | 0.680         | 0.680              | 0.680         | 0.680              | 0.00       | 1            | 2,923              | 1,988              |
| <b>Total of Service Sector</b>           |      |               |               |              |               |                    |               |                    |            | <b>95</b>    | <b>4,188,488</b>   | <b>41,406,401</b>  |
| <b>Industrial Sector</b>                 |      |               |               |              |               |                    |               |                    |            |              |                    |                    |
| Baghdad Soft Drinks                      | IBSD | 5.640         | 5.650         | 5.550        | 5.610         | 5.670              | 5.620         | 5.640              | -0.35      | 89           | 10,879,267         | 61,048,761         |
| Iraqi Date Processing and Marke          | IIDP | 2.600         | 2.600         | 2.600        | 2.600         | 2.600              | 2.600         | 2.600              | 0.00       | 2            | 1,918              | 4,987              |
| Al -Khazer Construction Material         | IKHC | 1.150         | 1.150         | 1.150        | 1.150         | 1.160              | 1.150         | 1.150              | 0.00       | 5            | 414,469            | 476,639            |
| Al-Kindi of Veterinary Vaccines          | IKLV | 2.500         | 2.500         | 2.500        | 2.500         | 2.500              | 2.500         | 2.400              | 4.17       | 1            | 10,000             | 25,000             |
| Al-Mansour Pharmaceuticals Ind           | IMAP | 2.000         | 2.000         | 1.950        | 1.980         | 2.000              | 2.000         | 2.000              | 0.00       | 47           | 15,354,089         | 30,364,421         |
| Metallic Industries and Bicycles         | IMIB | 1.850         | 1.850         | 1.850        | 1.850         | 1.850              | 1.850         | 1.850              | 0.00       | 1            | 1,074              | 1,987              |
| Modern Sewing                            | IMOS | 5.300         | 5.300         | 5.100        | 5.120         | 5.300              | 5.100         | 5.300              | -3.77      | 4            | 61,514             | 315,168            |
| <b>Total of Industrial Sector</b>        |      |               |               |              |               |                    |               |                    |            | <b>149</b>   | <b>26,722,331</b>  | <b>92,236,963</b>  |
| <b>Hotels Sector</b>                     |      |               |               |              |               |                    |               |                    |            |              |                    |                    |
| Babylon Hotel                            | HBAY | 102.000       | 102.000       | 102.000      | 102.000       | 100.030            | 102.000       | 100.000            | 2.00       | 1            | 5,000              | 510,000            |
| Ishtar Hotels                            | HISH | 8.500         | 8.500         | 8.500        | 8.500         | 8.510              | 8.500         | 8.500              | 0.00       | 6            | 90,000             | 765,000            |
| Mansour Hotel                            | HMAN | 47.500        | 48.000        | 47.000       | 47.450        | 47.500             | 47.500        | 47.500             | 0.00       | 8            | 44,460             | 2,109,550          |
| National for Tourist Investment          | HNTI | 9.200         | 9.200         | 9.200        | 9.200         | 9.000              | 9.200         | 9.000              | 2.22       | 1            | 10,000             | 92,000             |
| <b>Total of Hotels Sector</b>            |      |               |               |              |               |                    |               |                    |            | <b>16</b>    | <b>149,460</b>     | <b>3,476,550</b>   |
| <b>Agricultural Sector</b>               |      |               |               |              |               |                    |               |                    |            |              |                    |                    |
| Al-Ahlyia agricultural production        | AAHP | 3.050         | 3.050         | 2.910        | 2.920         | 3.050              | 2.910         | 3.050              | -4.59      | 3            | 20,813             | 60,680             |
| Babil Animal & Vegetable Produ           | ABAP | 6.950         | 6.950         | 6.900        | 6.900         | 6.980              | 6.900         | 6.950              | -0.72      | 2            | 10,107             | 69,744             |
| Agricultural Products Meat               | AIPM | 4.600         | 4.600         | 4.600        | 4.600         | 4.600              | 4.600         | 4.600              | 0.00       | 1            | 432                | 1,987              |
| Modern for Animal Production             | AMAP | 0.360         | 0.360         | 0.360        | 0.360         | 0.360              | 0.360         | 0.360              | 0.00       | 2            | 6,902              | 2,485              |
| <b>Total of Agricultural Sector</b>      |      |               |               |              |               |                    |               |                    |            | <b>8</b>     | <b>38,254</b>      | <b>134,895</b>     |
| <b>Total Of Regular</b>                  |      |               |               |              |               |                    |               |                    |            | <b>743</b>   | <b>315,831,072</b> | <b>648,435,870</b> |

**Second Platform Market Bulletin No (42)**



| Company Name                      | Code | opening Price | highest price | lowest price | Average price | Prev Average price | Closing Price | prev closing price | change (%) | No.of Trades | Traded Volume    | Traded Value     |
|-----------------------------------|------|---------------|---------------|--------------|---------------|--------------------|---------------|--------------------|------------|--------------|------------------|------------------|
| <b>Banks Sector</b>               |      |               |               |              |               |                    |               |                    |            |              |                  |                  |
| Iraq Noor Islamic Bank for Inves  | BINI | 0.250         | 0.250         | 0.250        | 0.250         | 0.250              | 0.250         | 0.250              | 0.00       | 1            | 7,952            | 1,988            |
| Credit Bank Of Iraq               | BROI | 0.590         | 0.590         | 0.590        | 0.590         | 0.590              | 0.590         | 0.590              | 0.00       | 2            | 410,858          | 242,406          |
| <b>Total of Banks Sector</b>      |      |               |               |              |               |                    |               |                    |            | <b>3</b>     | <b>418,810</b>   | <b>244,394</b>   |
| <b>Industrial Sector</b>          |      |               |               |              |               |                    |               |                    |            |              |                  |                  |
| Al-Ameen Estate Investment        | SAEI | 1.700         | 1.700         | 1.650        | 1.650         | 1.690              | 1.650         | 1.700              | -2.94      | 5            | 451,169          | 744,770          |
| <b>Total of Industrial Sector</b> |      |               |               |              |               |                    |               |                    |            | <b>5</b>     | <b>451,169</b>   | <b>744,770</b>   |
| <b>Industrial Sector</b>          |      |               |               |              |               |                    |               |                    |            |              |                  |                  |
| Baghdad for Packing Materials     | IBPM | 3.000         | 3.000         | 2.850        | 2.850         | 3.000              | 2.850         | 3.000              | -5.00      | 2            | 200,000          | 570,099          |
| Fallujah for construction Materi  | IFCM | 2.760         | 2.760         | 2.700        | 2.700         | 2.730              | 2.700         | 2.700              | 0.00       | 5            | 355,000          | 958,807          |
| <b>Total of Industrial Sector</b> |      |               |               |              |               |                    |               |                    |            | <b>7</b>     | <b>555,000</b>   | <b>1,528,907</b> |
| <b>Total of Non Regular</b>       |      |               |               |              |               |                    |               |                    |            | <b>15</b>    | <b>1,424,979</b> | <b>2,518,070</b> |

**Undisclosed Platform Companies Bulletin No (42)**



| Company Name                        | Code | opening Price | highest price | lowest price | Average price | Prev Average price | Closing Price | prev closing price | change (%) | No.of Trades | Traded Volume      | Traded Value       |
|-------------------------------------|------|---------------|---------------|--------------|---------------|--------------------|---------------|--------------------|------------|--------------|--------------------|--------------------|
| <b>Banks Sector</b>                 |      |               |               |              |               |                    |               |                    |            |              |                    |                    |
| Sumer Commercial Bank               | BSUC | 0.140         | 0.140         | 0.130        | 0.130         | 0.130              | 0.140         | 0.140              | 0.00       | 29           | 259,328,470        | 33,802,843         |
| <b>Total of Banks Sector</b>        |      |               |               |              |               |                    |               |                    |            | <b>29</b>    | <b>259,328,470</b> | <b>33,802,843</b>  |
| <b>Industrial Sector</b>            |      |               |               |              |               |                    |               |                    |            |              |                    |                    |
| AL-Badia for General Trans          | SBAG | 0.840         | 0.880         | 0.840        | 0.840         | 0.880              | 0.880         | 0.880              | 0.00       | 11           | 900,000            | 760,000            |
| General Transportation              | SIGT | 1.740         | 1.750         | 1.740        | 1.740         | 1.750              | 1.750         | 1.750              | 0.00       | 3            | 79,727             | 139,098            |
| <b>Total of Industrial Sector</b>   |      |               |               |              |               |                    |               |                    |            | <b>14</b>    | <b>979,727</b>     | <b>899,098</b>     |
| <b>Industrial Sector</b>            |      |               |               |              |               |                    |               |                    |            |              |                    |                    |
| Electronic Industry                 | IELI | 1.790         | 1.800         | 1.700        | 1.770         | 1.790              | 1.790         | 1.750              | 2.29       | 15           | 1,162,377          | 2,058,669          |
| Al-Hilal Industries                 | IHLI | 1.520         | 1.520         | 1.520        | 1.520         | 1.450              | 1.520         | 1.450              | 4.83       | 4            | 674,209            | 1,024,798          |
| Iraqi Carton Manufactories          | IICM | 2.370         | 2.480         | 2.370        | 2.470         | 2.420              | 2.470         | 2.370              | 4.22       | 12           | 1,334,175          | 3,297,199          |
| Modern Construction Materials       | IMCM | 1.040         | 1.040         | 1.040        | 1.040         | 1.090              | 1.040         | 1.090              | -4.59      | 3            | 503,033            | 523,154            |
| The Light Industries                | ITLI | 1.200         | 1.200         | 1.170        | 1.170         | 1.230              | 1.170         | 1.210              | -3.31      | 36           | 15,157,000         | 17,793,380         |
| <b>Total of Industrial Sector</b>   |      |               |               |              |               |                    |               |                    |            | <b>70</b>    | <b>18,830,794</b>  | <b>24,697,201</b>  |
| <b>Hotels Sector</b>                |      |               |               |              |               |                    |               |                    |            |              |                    |                    |
| Palestine Hotel                     | HPAL | 18.500        | 19.000        | 18.500       | 18.500        | 18.710             | 18.500        | 18.500             | 0.00       | 8            | 275,141            | 5,090,739          |
| <b>Total of Hotels Sector</b>       |      |               |               |              |               |                    |               |                    |            | <b>8</b>     | <b>275,141</b>     | <b>5,090,739</b>   |
| <b>Agricultural Sector</b>          |      |               |               |              |               |                    |               |                    |            |              |                    |                    |
| Iraqi for Seed Production           | AISP | 4.880         | 4.910         | 4.850        | 4.880         | 4.900              | 4.900         | 4.910              | -0.20      | 42           | 6,092,699          | 29,762,247         |
| <b>Total of Agricultural Sector</b> |      |               |               |              |               |                    |               |                    |            | <b>42</b>    | <b>6092699</b>     | <b>29,762,247</b>  |
| <b>Total of Undisclosed</b>         |      |               |               |              |               |                    |               |                    |            | <b>163</b>   | <b>285,506,831</b> | <b>94,252,128</b>  |
| <b>Grand Total</b>                  |      |               |               |              |               |                    |               |                    |            | <b>921</b>   | <b>602,762,882</b> | <b>745,206,068</b> |

**Iraq Stock Exchange not trading companies of Wednesday 4/3/2026**

| Company Names                            | Code | Previous Average Price | Closing Price |
|--|------|------------------------|---------------|
| <b>Banks Sector</b>                      |      |                        |               |
| National Islamic Bank                    | BNAI | 0.750                  | 0.750         |
| Union Bank of Iraq                       | BUOI | 0.170                  | 0.170         |
| Asia Al Iraq Islamic Bank                | BAIB | 0.780                  | 0.780         |
| Cihan Bank for Islamic Investment&Finan  | BCIH | 2.200                  | 2.200         |
| <b>Industrial Sector</b>                 |      |                        |               |
| Ready Made Clothes                       | IRMC | 2.100                  | 2.100         |
| Iraqi For Tufted Carpets                 | IITC | 17.000                 | 17.000        |
| Iraqi Engineering Works                  | IIEW | 5.500                  | 5.500         |
| <b>Hotels Sector</b>                     |      |                        |               |
| Tourist Village of Mosul dam             | HTVM | 13.000                 | 13.000        |
| Baghdad Hotel                            | HBAG | 11.510                 | 11.510        |
| Al-Sadeer Hotel                          | HSAD | 23.020                 | 23.000        |
| <b>Agricultural Sector</b>               |      |                        |               |
| Middle East for Production- Fish         | AMEF | 6.000                  | 6.000         |
| Iraqi Agricultural Products              | AIRP | 10.000                 | 10.000        |
| Company Names                            | Code | Previous Average Price | Closing Price |
| <b>Banks Sector</b>                      |      |                        |               |
| International Development Bank           | BIDB | 1.050                  | 1.050         |
| International Islamic Bank               | BINT | 0.200                  | 0.200         |
| Al-Ataa Islamic Bank                     | BLAD | 0.100                  | 0.100         |
| Arab Islamic Bank                        | BAAI | 1.000                  | 1.000         |
| Al-Rajih Islamic Bank                    | BRAJ | 1.000                  | 1.000         |
| Erbil Investment & FinanceBank           | BERI | 0.110                  | 0.110         |
| AL-Anssari Islamic Bank                  | BANS | 0.050                  | 0.050         |
| Trans Iraq Bank Investment               | BTRI | 0.310                  | 0.310         |
| Al-Mashreq Al-Arabi Islamic Bank         | BAMS | 0.850                  | 0.850         |
| Al-Mustashar Islamic Bank for Investmen  | BMUI | 1.000                  | 1.000         |
| Al-Qabidh Islamic Bank                   | BQAB | 0.090                  | 0.090         |
| Trust International Islamic Bank         | BTRU | 0.750                  | 0.750         |
| Region Trade Bank                        | BRTB | 1.000                  | 1.000         |
| World Islamic Bank for Investment        | BWOR | 1.000                  | 1.000         |
| Al janoob Islamic Bank                   | BJAB | 0.940                  | 0.940         |
| Ameen Al-Iraq Islamic Bank               | BAME | 1.000                  | 1.000         |
| <b>Investment Sector</b>                 |      |                        |               |
| Al-Ameen for Financial Investment        | VAMF | 1.200                  | 1.200         |
| <b>Insurance Sector</b>                  |      |                        |               |
| Al-Hamraa for Insurance                  | NHAM | 3.300                  | 3.300         |
| Alahliya For Insurance                   | NAHF | 0.850                  | 0.850         |
| <b>Industrial Sector</b>                 |      |                        |               |
| National Furniture Industries            | IHFI | 1.000                  | 1.000         |
| Modern chemical industries               | IMCI | 100.000                | 100.000       |
| <b>Service Sector</b>                    |      |                        |               |
| Ibdaa Al-sharq Alwast General Contractir | SIBD | 1.000                  | 1.000         |
| <b>Hotels Sector</b>                     |      |                        |               |
| Ashour Hotel                             | HASH | 27.000                 | 27.000        |
| <b>Agricultural Sector</b>               |      |                        |               |
| AL-Rebass for Poultry&feed               | AREB | -                      | -             |
| Company Names                            | Code | Previous Average Price | Closing Price |
| <b>Banks Sector</b>                      |      |                        |               |
| Al-Qurtas Islamic Bank                   | BQUR | 1.000                  | 1.000         |
| <b>Industrial Sector</b>                 |      |                        |               |
| National Chemical &Plastic               | INCP | 1.800                  | 1.800         |

Iraq Stock Exchange  
 Non Iraqis' Bulletin Wednesday March 4 2026  
 Regular Market



Non Iraqi Trading of Regular Market (Buy)

| Company Names            | Code | No.of trades | Traded Shares     | Trading Volume   |
|--------------------------|------|--------------|-------------------|------------------|
| <b>Banks Sector</b>      |      |              |                   |                  |
| Bank Of Baghdad          | BBOB | 3            | 533,134           | 1,584,402        |
| Sumer Commerical Bank    | BSUC | 3            | 9,000,000         | 1,260,000        |
| Gulf Commercial Bank     | BGUC | 2            | 5,000,000         | 1,600,000        |
| Al-Mansour Bank          | BMNS | 1            | 49,454            | 99,403           |
| <b>Total Bank sector</b> |      | <b>9</b>     | <b>14,582,588</b> | <b>4,543,805</b> |
| <b>Grand Total</b>       |      | <b>9</b>     | <b>14,582,588</b> | <b>4,543,805</b> |

Non Iraqi Trading of Regular Market (Sell)

| Company Names                         | Code | No.of trades | Traded Shares    | Trading Volume    |
|---------------------------------------|------|--------------|------------------|-------------------|
| <b>Industry Sector</b>                |      |              |                  |                   |
| Baghdad Soft Drinks                   | IBSD | 13           | 2,073,112        | 11,658,391        |
| <b>Total Industry sector</b>          |      | <b>13</b>    | <b>2,073,112</b> | <b>11,658,391</b> |
| <b>Telecommunication Sector</b>       |      |              |                  |                   |
| Asia cell                             | TASC | 23           | 5,000,000        | 71,002,800        |
| <b>Total Telecommunication sector</b> |      | <b>23</b>    | <b>5,000,000</b> | <b>71,002,800</b> |
| <b>Grand Total</b>                    |      | <b>36</b>    | <b>7,073,112</b> | <b>82,661,191</b> |

Non Iraqi Trading of Second Market (BUY)

| Company Names            | Code | No. of trades | Traded Volume  | Traded Value   |
|--------------------------|------|---------------|----------------|----------------|
| <b>Banks Sector</b>      |      |               |                |                |
| Credit Bank Of Iraq      | BROI | 1             | 407,489        | 240,419        |
| <b>Total Bank sector</b> |      | <b>1</b>      | <b>407,489</b> | <b>240,419</b> |
| <b>Grand Total</b>       |      | <b>1</b>      | <b>407,489</b> | <b>240,419</b> |

## OTC Platform Trading Bulletin No (42)

| Company Name                  | Code | highest price | lowest price | Average price | No.of Trades | Traded Volume  | Traded Value  |
|-------------------------------|------|---------------|--------------|---------------|--------------|----------------|---------------|
| <b>Banks Sector</b>           |      |               |              |               |              |                |               |
| Al-Warka Bank                 | BWAI | 0.130         | 0.130        | 0.130         | 2            | 199,307        | 25,910        |
| Total Of Money Service Sector |      |               |              |               | 2            | 199,307        | 25,910        |
| <b>Industrial Sector</b>      |      |               |              |               |              |                |               |
| Kirkuk producing construction | IKFP | 2.380         | 2.380        | 2.380         | 1            | 25,000         | 59,500        |
|                               |      |               |              |               | 1            | 25,000         | 59,500        |
| <b>Total</b>                  |      |               |              |               | <b>3</b>     | <b>224,307</b> | <b>85,410</b> |

## Not Trading OTC Companies

| Company Name                              | Code | Previous Average price |
|---|------|------------------------|
| <b>Banks Sector</b>                       |      |                        |
| Hammurabi Commercial Bank                 | BHAM | —                      |
| Al-Sanam Islamic Bank                     | BSAN | 3.000                  |
| <b>Industrial Sector</b>                  |      |                        |
| Kirkuk producing constructional materials | IKFP | 2.500                  |
| <b>Money Service Sector</b>               |      |                        |
| Iraqi Deposit Insurance Corporation       | FIDI | 1.000                  |
| Karmal Brokerage                          | FKSX | 10.000                 |
| Rabee Securities                          | FRSE | 9.500                  |
| Ishtar Gate for e-Paymant                 | FISH | 1.000                  |
| Sama Baghdad Exchange                     | FSBE | —                      |
| <b>Insurance Sector</b>                   |      |                        |
| Al Badia Insurance                        | NBAD | —                      |
| Kurdistan Insurance                       | NKUI | 0.500                  |
| Shatt Al Arab Insurance                   | NSHA | 1.000                  |
| Elaf Insurance                            | NELF | —                      |
| Dilina Insurance Company                  | NDIL | —                      |

Iraq Stock Exchange

Tuesday 3/3/2026



سوق العراق للاوراق المالية  
IRAQ STOCK EXCHANGE

## Not Trading Bonds Bulletin

| Bond type                      | Publish type | Code  | last trading price | immortilize date |
|--------------------------------|--------------|-------|--------------------|------------------|
| Banaa Bonds /Million ID        | Second       | CB20  | 964,981            | 19/12/2025       |
| Eamar Bonds /Million ID        | First        | CB30  | 1,001,095          | —                |
| Eamar Bonds /Million ID        | Second       | CB40  | —                  | —                |
| Eamar Bonds /500 Thousand ID   | Third        | CB45  | —                  | —                |
| Eamar Bonds /Million ID        | Third        | CB50  | —                  | —                |
| Injaz Bonds /500 Thousand ID   | First        | CB55  | —                  | —                |
| Injaz Bonds /Million ID        | First        | CB60  | —                  | —                |
| Injaz Bonds /500 Thousand ID   | Second       | CB65  | 503,793            | —                |
| Injaz Bonds /Million ID        | Second       | CB70  | 1,026,082          | —                |
| Injaz Bonds /500 Thousand ID   | Third        | CB75  | —                  | —                |
| Injaz Bonds /Million ID        | Third        | CB80  | 978,182            | —                |
| National Bonds/Million ID      | First        | CB90  | —                  | —                |
| National Bonds/500 Thousand ID | Second       | CB95  | —                  | —                |
| National Bonds/Million ID      | Second       | CB100 | —                  | —                |